








**47th World Chess Solving Championship 2024 (Latvia, Jurmala 30.07./31.07.2024) - Preliminary Team
Results after 5. Round**

Rank	Name	Country	Round 1		Round 2		Round 3		Round 4		Round 5		Total			
			Points		Points		Points		Points		Points		Points		Points	
			30	40	30	120	30	200	30	100	30	160	150	620		
1	Great Britain	GBR	30	29	30	88	22	197	30	74	15	160	127	548		
	John Nunn	GBR	15	18	15	38	9	100	15	48	10	80	64	284		
	David Hodge	GBR	15	11	15	57	7	100	15	26	5	80	57	274		
	Jonathan Mestel	GBR	15	20	15	50	13	97	7.5	50	0	80	50.5	297		
2	Poland	POL	30	39	30	107	18	200	30	79	15	160	123	585		
	Kacper Piorun	POL	15	20	15	60	10	100	15	29	10	80	65	289		
	Piotr Murdzia	POL	15	19	15	47	7	100	15	50	5	80	57	296		
	Jakub Marciniszyn	POL	15	20	15	60	8	100	12.5	50	5	80	55.5	310		
3	Germany	GER	30	40	28	117	19	200	27.5	86	15	160	119.5	603		
	Boris Tummes	GER	15	20	15	57	6	100	15	38	10	80	61	295		
	Arno Zude	GER	15	20	13	60	13	100	10	50	5	80	56	310		
	Ronald Schäfer	GER	10	20	10	60	2	100	12.5	48	0	80	34.5	308		
4	Israel	ISR	30	38	30	113	16	200	27.5	86	10	160	113.5	597		
	Ofer Comay	ISR	10	20	15	60	10	100	15	36	5	80	55	296		
	Lev Glanzspiegel	ISR	15	20	15	53	6	100	12.5	50	5	80	53.5	303		
	Omer Friedland	ISR	15	18	10	60	6	100	12.5	50	2.5	80	46	308		
5	Lithuania	LTU	30	40	30	114	17	198	25	100	10	160	112	612		
	Kevinas Kuznecovas	LTU	15	20	15	55	6	100	12.5	50	5	80	53.5	305		

	Martynas Limontas	LTU	15	20	15	59	11	100	11.2	50	0	80	52.2	309
	Vidmantas Satkus	LTU	15	20	10	60	6	98	12.5	50	5	80	48.5	308
6	France	FRA	30	40	30	105	16	198	25	100	10	160	111	603
	Michel Caillaud	FRA	15	20	15	53	6	100	12.5	50	5	80	53.5	303
	Abdelaziz Onkoud	FRA	15	20	15	52	10	98	3.7	50	5	80	48.7	300
	Axel Gilbert	FRA	10	20	0	60	3	100	12.5	50	0	80	25.5	310
7	Netherlands	NED	30	39	28	111	13	153	27.5	100	8.7	160	107.2	563
	Hans Uitenbroek	NED	15	20	13	60	5	99	12.5	50	5	80	50.5	309
	Joost Michielsen	NED	10	20	15	51	8	54	15	50	0	80	48	255
	Dolf Wissmann	NED	15	19	10	60	4	93	7.5	50	3.7	80	40.2	302
8	Serbia	SRB	30	35	24.1	120	12	172	25	100	13.7	160	104.8	587
	Vladimir Podinić	SRB	15	16	14.1	60	6	72	12.5	50	5	80	52.6	278
	Ilija Serafimović	SRB	15	20	10	60	6	100	12.5	50	8.7	80	52.2	310
	Marjan Kovačević	SRB	15	19	10	60	6	100	10	50	5	80	46	309
9	Finland	FIN	30	40	30	120	17	199	27.5	93	0	160	104.5	612
	Jorma Paavilainen	FIN	15	20	15	60	10	99	12.5	50	0	80	52.5	309
	Kari Karhunen	FIN	15	20	15	60	7	100	15	43	0	80	52	303
	Mikael Grönroos	FIN	0	20	5	60	1	100	7.5	50	0	80	13.5	310
10	Slovakia	SVK	30	32	28	106	11	200	22.5	100	10	160	101.5	598
	Tomáš Peitl	SVK	15	17	15	46	7	100	12.5	50	5	80	54.5	293
	Marek Kolčák	SVK	15	20	13	60	4	100	10	50	5	80	47	310
	Vasil Ďačuk	SVK	15	15	5	60	4	100	10	50	0	80	34	305

11	Belgium	BEL	30	36	24	94	15	197	22.4	100	5	160	96.4	587
	Eddy Van Beers	BEL	15	16	15	34	8	97	12.5	50	0	80	50.5	277
	Andy Ooms	BEL	15	20	9	60	7	100	9.9	50	5	80	45.9	310
	Marcel Van Herck	BEL	5	20	8	60	5	100	5	50	0	80	23	310
12	Latvia 1	LAT	25	39	25	120	12	200	25	100	5	160	92	619
	Modris Rāviņš	LAT	10	19	15	60	7	100	12.5	50	2.5	80	47	309
	Emīls Tabors	LAT	10	20	10	60	5	100	12.5	50	2.5	80	40	310
	Laura Rogule	LAT	15	20	9.1	60	5	100	5	50	0	80	34.1	310
13	Romania	ROU	30	38	25.2	120	12	198	15	100	5	160	87.2	616
	Mihnea Costachi	ROU	15	18	14.1	60	5	98	5	50	5	80	44.1	306
	Dinu-Ioan Nicula	ROU	15	20	11.1	60	7	100	3.7	50	0	80	36.8	310
	Alexandru Mihalcescu	ROU	15	20	5	60	3	100	10	50	0	80	33	310
14-15	Czechia	CZE	30	40	20	120	14	200	22.5	100	0	160	86.5	620
	Miroslav Voráček	CZE	15	20	10	60	7	100	12.5	50	0	80	44.5	310
	Miloslav Vanka	CZE	15	20	10	60	7	100	7.5	50	0	80	39.5	310
	Vasil Markovcij	CZE	15	20	5	60	3	100	10	50	0	80	33	310
14-15	Mongolia	MGL	25	40	18.1	120	16	200	15	100	12.4	160	86.5	620
	Bilguun Sumiya	MGL	10	20	10	60	9	100	10	50	10	80	49	310
	Chinguun Sumiya	MGL	15	20	8.1	60	7	100	5	50	2.4	80	37.5	310
16	Switzerland	SUI	30	32	17.4	120	13	198	22.5	100	2.5	160	85.4	610
	Roland Baier	SUI	15	12	5	60	7	100	12.5	50	0	80	39.5	302
	Roland Ott	SUI	15	20	12.4	60	6	98	5	50	0	80	38.4	308

	Thomas Maeder	SUI	15	20	5	60	3	98	10	50	2.5	80	35.5	308
17	Latvia Jun	LAT	20	40	9	120	8	200	6.1	100	0	160	43.1	620
	Toms Jeronovičs	LAT	15	20	0	60	2	100	3.7	50	0	80	20.7	310
	Renārs Mūzis	LAT	5	20	6	60	6	100	2.4	50	0	80	19.4	310
	Daniel Beniosev	LAT	5	20	3	60	1	56	2.4	50	0	80	11.4	266
18	India	IND	15	40	11.1	120	2	177	10	100	2.5	160	40.6	597
	Seetharaman Kalyan	IND	10	20	6.1	60	2	77	5	50	2.5	80	25.6	287
	Narayan Shankar Ram	IND	5	20	5	60	0	100	5	50	0	80	15	310
19	Latvia 2	LAT	5	40	12	120	7	198	8.7	100	0	160	32.7	618
	Ēriks Mieriņš	LAT	5	20	8	60	5	98	3.7	50	0	80	21.7	308
	Antons Gajevskis	LAT	0	20	4	60	1	99	5	50	0	80	10	309
	Stasis Granauskis	LAT	0	20	2	60	2	100	3.7	50	0	80	7.7	310

Main Judge: Ryszard Królikowski

Assistant: Axel Steinbrink

Problems Selected by: Ryszard Królikowski

Created by WFCC Solving Tournament Manager
